


Canon Optura Pi



ALWAYS Down

Primary Control

- VCR
- OFF
- MOVIE
- P. SCAN – Finish Record Position

Function Thumb Wheel

Menu

Edit Search – use on Pro. Scan

Canon Optura Pi



Recharge Power Input

Video to Monitor




The Button

Canon Optura Pi

Things to look for:

- Enough Battery
 - Large battery 3+ hours
- Shutter speed at 1/1000
 - See below
- PRO. Scan
 - Power Button



Camera Screen




VCR Screen

Time will be displayed here

Canon Optura Pi

- **Shutter speed**

- With Camera on AUTO
- Press Menu
- First option is Shutter Speed
- Press Thumbwheel
- Select 1/1000 or faster



Shutter
Speed

- **Adjust Exposure (Brightness)**

- Press menu
- Rotate Thumbwheel to Brightness
- Press Thumbwheel
- Increase or decrease brightness with Thumbwheel



Brightness